

Scaled data based on original data using
LM-79-08 Approved Method: Electrical and Photometric Measurements of Solid-
State Lighting Products

Test Report Prepared for
Cooper Lighting Solutions
(formerly Eaton)

Brand: McGRAW-EDISON

Report Number: P452874

Luminaire Tested: **GALN-SA3D-760-U-T1**

Issue Date: 1/4/2021

Test Information

Test Method: LM-79-08
Report Number: P452874
TEST IS SCALED FROM IESNA LM-79-08 TEST DATA (G3-2011-042-5)
Test Lab: INNOVATION CENTER
Issue Date: 1/4/2021
Manufacturer: COOPER LIGHTING SOLUTIONS (FORMERLY EATON)
Product Line: McGRAW-EDISON
Catalog Number: GALN-SA3D-760-U-T1
Description: GALLEON AREA AND ROADWAY LUMINAIRE
(3) 70 CRI, 5700K, 1200mA LIGHTSQUARES WITH 16 LEDS EACH AND TYPE I OPTICS
Light Source: -
Ballast/Driver: ELECTRONIC DRIVER

Summary

Lumens per Lamp: N/A
Luminaire Lumens: 23053 lumens
Efficiency: N/A
Efficacy: 125.3 lumens/watt
Luminous Opening: Rectangular (W 1' x L: 1' x H: 0')
IES Classification: Type I - Short
BUG Rating: B4 - U0 - G4

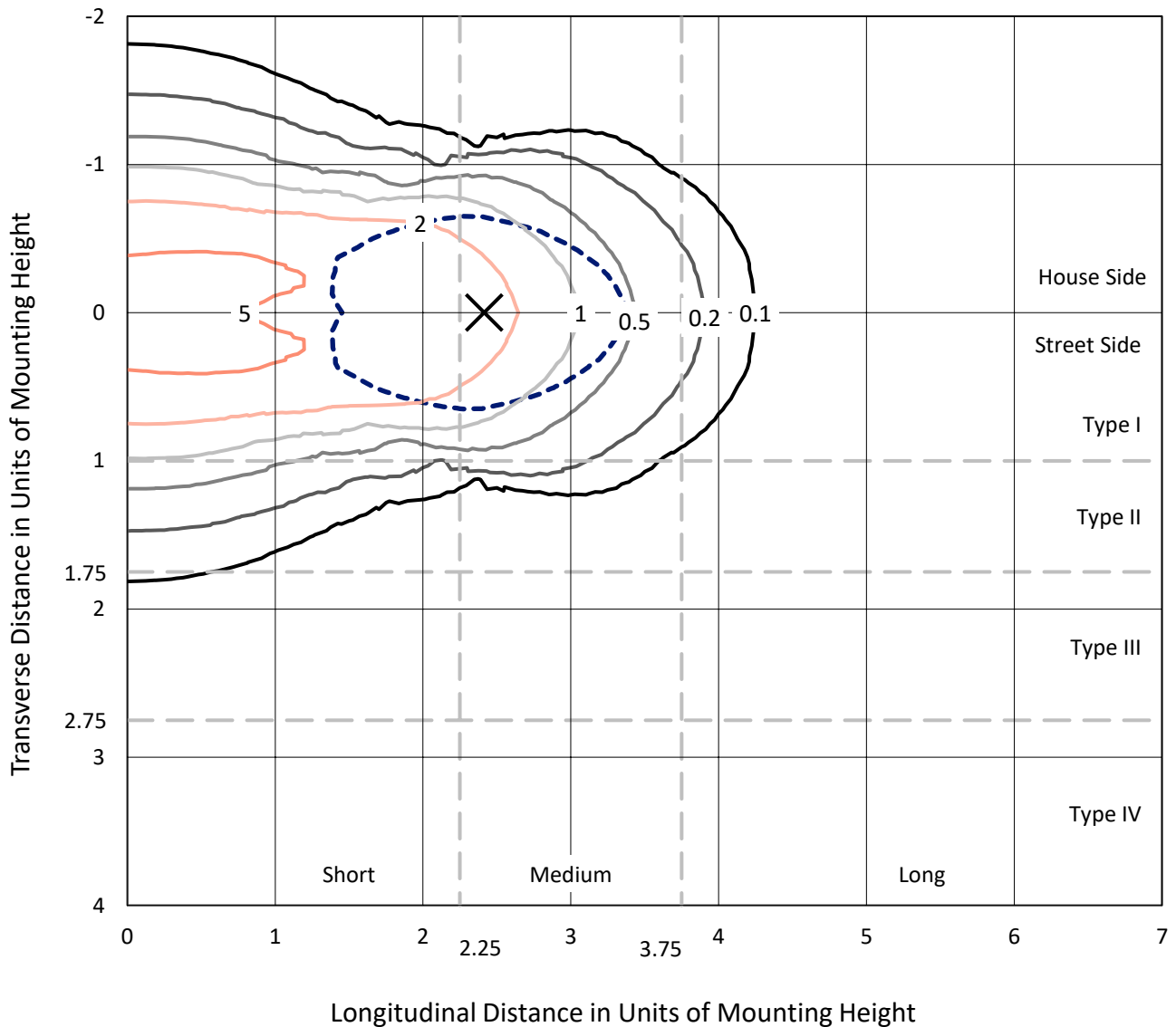
Input Watts (W): 184
Input Voltage (V): NR
Input Current (A_{in}): NR
Voltage Rise (V): NR
Power Factor: NR
Total Harmonic Distortion (THDi): NR
Frequency (hertz): 60
Stabilization Time: NR
Operation Time: NR
Ambient Temperature (°C): NR
Test Distance: 24 FT



REPORT NUMBER: P452874
 CATALOG NUMBER: GALN-SA3D-760-U-T1

Iso-Footcandle Lines of Horizontal Illumination

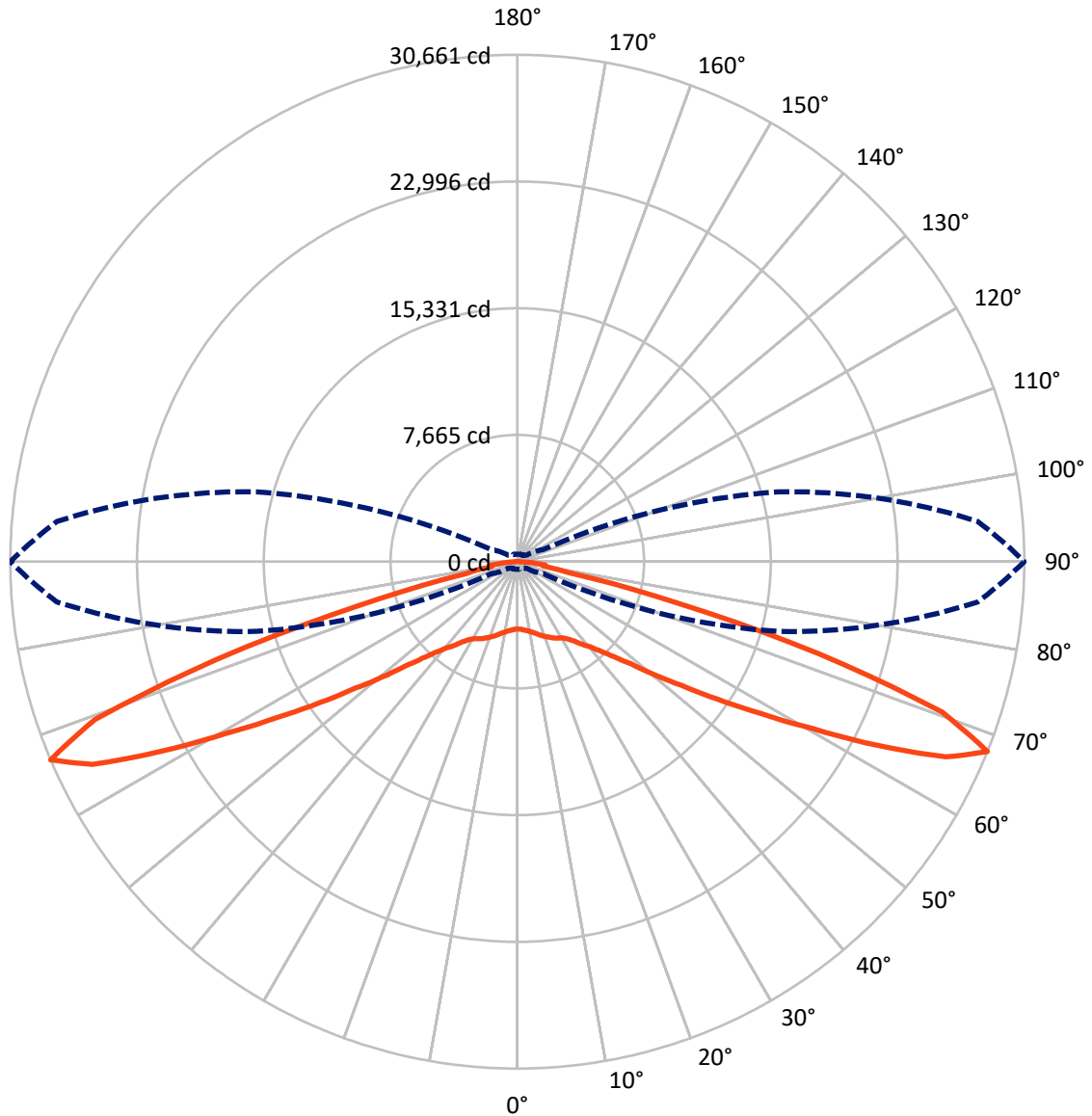
✕ Max cd
 - - - 1/2 Max cd



Based on 25 foot mounting height. Maximum calculated value = 6.9 fc
 Type I - Short - N/A

REPORT NUMBER: P452874
CATALOG NUMBER: GALN-SA3D-760-U-T1

Luminous Intensity Polar Plot



— Vertical Plane Through 90-Deg Lateral - - - Horizontal Cone Through 67.5-Deg Vertical

REPORT NUMBER: P452874

CATALOG NUMBER: GALN-SA3D-760-U-T1

FLUX DISTRIBUTION:

		Downward	Upward	Total
House Side	Lumens	11526.5	0.0	11526.5
	% Fixture	50.0	0.0	50.0
Street Side	Lumens	11526.5	0.0	11526.5
	% Fixture	50.0	0.0	50.0
Total	Lumens	23053.0	0.0	23053.0
	% Fixture	100.0	0.0	100.0

Coefficient of Utilization

ZONAL LUMENS:

Zone	Lumens	% Fixture
0°-10°	406.9	1.8
10°-20°	1301.8	5.6
20°-30°	2178.9	9.5
30°-40°	2951.8	12.8
40°-50°	3739.0	16.2
50°-60°	4670.9	20.3
60°-70°	5490.5	23.8
70°-80°	2100.4	9.1
80°-90°	212.8	0.9
90°-100°	0.0	0.0
100°-110°	0.0	0.0
110°-120°	0.0	0.0
120°-130°	0.0	0.0
130°-140°	0.0	0.0
140°-150°	0.0	0.0
150°-160°	0.0	0.0
160°-170°	0.0	0.0
170°-180°	0.0	0.0
0°-90°	23053.0	100.0
0°-180°	23053.0	100.0



REPORT NUMBER: P452874

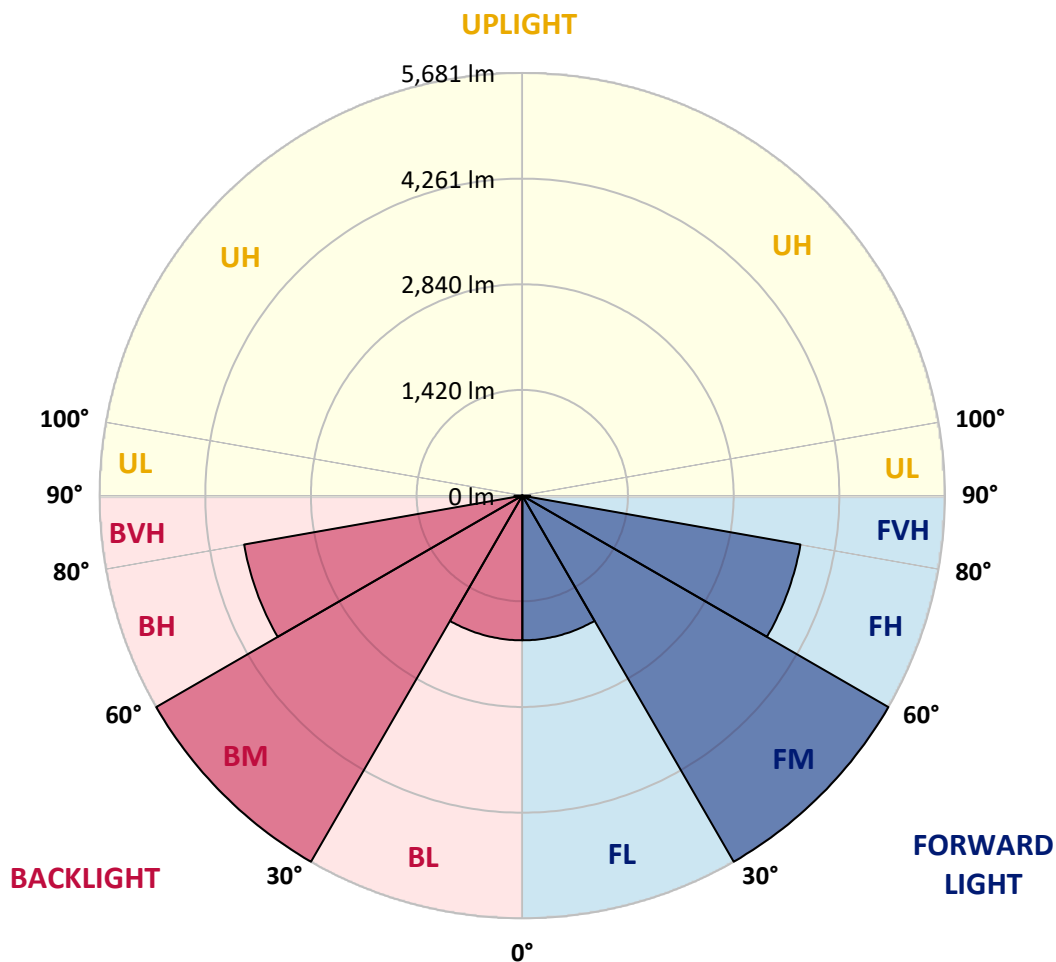
CATALOG NUMBER: GALN-SA3D-760-U-T1

LUMINAIRE CLASSIFICATION SYSTEM LUMEN TABLE AND BUG RATING:

Zone		Lumens	% Fixture	Zone Rating/Lumen Limit		
				B	U	G
FL	(0°-30°)	1943.8	8.4			
FM	(30°-60°)	5680.9	24.6			
FH	(60°-80°)	3795.4	16.5			G2/5000
FVH	(80°-90°)	106.4	0.5			G2/225
BL	(0°-30°)	1943.8	8.4	B3/2500		
BM	(30°-60°)	5680.9	24.6	B4/8500		
BH	(60°-80°)	3795.4	16.5	B4/5000		G4/5000
BVH	(80°-90°)	106.4	0.5			G2/225
UL	(90°-100°)	0.0	0.0		U0/0	
UH	(100°-180°)	0.0	0.0		U0/0	

BUG Rating: B4-U0-G4

Type I Short





REPORT NUMBER: P452874

CATALOG NUMBER: GALN-SA3D-760-U-T1

CANDELA DISTRIBUTION (FULL):

	0°	5°	15°	25°	35°	45°	55°	65°	75°	85°	90°
0°	4081.1	4081.1	4081.1	4081.1	4081.1	4081.1	4081.1	4081.1	4081.1	4081.1	4081.1
2.5°	4133.4	4130.9	4132.2	4130.9	4134.7	4132.2	4116.8	4104.1	4093.9	4095.1	4091.3
5°	4221.5	4222.8	4224.1	4217.7	4226.6	4221.5	4197.3	4176.8	4156.4	4148.8	4146.2
7.5°	4294.3	4300.7	4304.5	4310.9	4326.2	4326.2	4313.4	4284.1	4239.4	4213.9	4212.6
10°	4367.0	4372.1	4383.6	4404.1	4429.6	4453.8	4448.7	4409.2	4351.7	4308.3	4298.1
12.5°	4392.6	4399.0	4437.3	4496.0	4553.4	4600.7	4600.7	4568.7	4494.7	4428.3	4409.2
15°	4303.2	4314.7	4383.6	4508.7	4659.4	4762.8	4785.7	4741.1	4661.9	4559.8	4536.8
17.5°	4125.8	4153.9	4254.7	4439.8	4690.0	4904.5	4970.8	4949.1	4847.0	4716.8	4690.0
20°	3935.6	3966.2	4073.4	4318.5	4664.5	4987.4	5180.2	5185.3	5058.9	4870.0	4830.4
22.5°	3726.2	3749.2	3887.1	4174.3	4587.9	5006.6	5360.2	5448.3	5277.2	5023.2	4967.0
25°	3491.3	3516.9	3661.1	3971.3	4443.6	4984.9	5524.9	5718.9	5505.7	5186.6	5115.1
27.5°	3266.7	3276.9	3431.3	3746.6	4253.4	4928.7	5646.1	5967.8	5758.5	5321.9	5231.3
30°	3050.9	3075.2	3211.8	3523.3	4035.1	4818.9	5750.8	6251.2	6030.4	5463.6	5347.4
32.5°	2822.4	2851.8	2999.9	3315.2	3816.9	4654.3	5814.6	6561.4	6409.5	5693.4	5569.5
35°	2602.9	2622.0	2771.4	3077.7	3603.7	4462.8	5826.1	6911.2	6898.4	6041.9	5877.2
37.5°	2378.2	2406.3	2556.9	2850.5	3377.7	4259.8	5768.7	7282.7	7488.2	6525.7	6348.2
40°	2162.5	2186.7	2334.8	2630.9	3121.1	4012.2	5632.1	7622.2	8176.2	7023.5	6772.0
42.5°	1927.6	1934.0	2096.1	2397.3	2869.7	3724.9	5435.5	7924.8	8943.4	7691.2	7378.4
45°	1660.8	1677.4	1828.0	2124.2	2581.2	3403.3	5168.7	8175.0	9916.2	8616.6	8190.3
47.5°	1394.0	1408.0	1545.9	1838.2	2265.9	3034.3	4757.7	8394.5	10914.4	9792.3	9233.2
50°	1133.6	1141.2	1253.6	1512.7	1911.0	2646.3	4248.3	8464.7	12042.9	11456.9	10743.4
52.5°	896.1	907.6	993.1	1196.1	1531.8	2188.0	3698.1	8291.1	13360.3	13430.5	12424.6
55°	726.4	730.2	794.0	943.4	1197.4	1708.0	3034.3	7807.3	14777.2	15959.3	14676.4
57.5°	625.5	628.1	663.8	746.8	921.7	1288.0	2353.9	6892.0	16049.9	18922.2	17272.9
60°	568.1	569.3	589.8	638.3	730.2	988.0	1686.3	5600.2	17306.1	22219.5	20500.0
62.5°	532.3	532.3	546.4	573.2	617.8	758.3	1221.6	4040.2	18166.4	25565.3	24477.7
65°	497.9	497.9	508.1	527.2	551.5	620.4	902.5	2634.8	18144.7	28002.2	28478.3
67.5°	458.3	458.3	465.9	485.1	499.1	533.6	697.0	1725.9	16298.9	27948.6	30661.2
70°	411.0	411.0	421.3	437.9	449.3	471.0	550.2	1180.8	11973.9	23863.6	27268.2
72.5°	363.8	365.1	371.5	388.1	397.0	409.8	457.0	827.2	7345.2	16249.1	19066.4
75°	311.5	314.0	320.4	337.0	344.7	349.8	385.5	589.8	3716.0	8760.9	9974.9
77.5°	251.5	256.6	260.4	278.3	283.4	291.1	317.9	426.4	1631.4	3147.9	3176.0
80°	183.8	190.2	201.7	218.3	222.1	227.2	242.5	302.5	739.1	1437.4	1561.2
82.5°	135.3	144.2	130.2	151.9	151.9	145.5	171.1	203.0	339.6	1423.3	1702.9
85°	74.0	75.3	67.7	77.9	83.0	81.7	90.6	99.6	164.7	949.7	979.1
87.5°	17.9	19.1	20.4	24.3	29.4	29.4	31.9	28.1	53.6	307.6	176.2
90°	0.0	0.0	0.0	0.0	0.0	0.0	0.0	0.0	0.0	0.0	0.0

(END OF REPORT)